


The Secret Word

One of these words is a secret word. You can find it by crossing off the words that go with the clues. Cross off the number of words listed next to the clues. The word that is left is the secret word.



Clues

Things you walk on — 5


Things you wear — 9

swimsuit sweater coat
sidewalk face floor shirt
sand rug belt
gloves hat
socks lawn pajamas

The secret word is _____.

Letter Fun - E

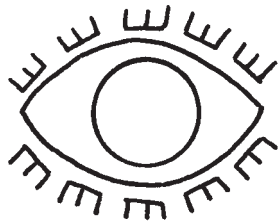
Each of these "E" pictures goes with one of the "E" words. Draw lines between the pictures and the words.



Eyelashes



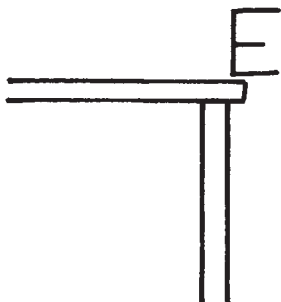
Eat



Edge



Elephant




Eagle

Earrings



Add One Word

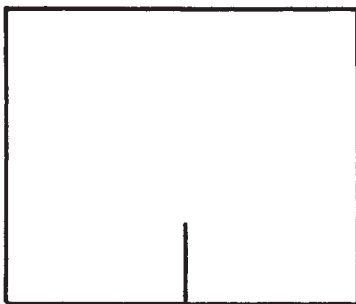

The pairs of words below are alike in some way. Figure out what makes them alike and add one word to each group.




1. rain, fog, _____
2. aunt, brother, _____
3. July, March, _____
4. walk, skip, _____
5. walnut, cashew, _____
6. lettuce, grass, _____
7. Ryan, José, _____
8. talk, hum, _____
9. cup, plate, _____
10. eye, nose, _____
11. cookie, pie, _____
12. one, four, _____

Making Flowers


In this activity, you will make nine different kinds of flowers. Follow the directions below each box and make your flowers as interesting as you can.



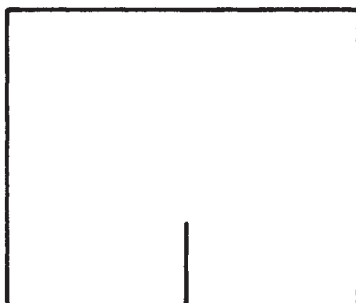
A flower made of little triangles \triangle





A flower made of little circles. \bigcirc




A flower made of little dashes. / \





A flower made of little scribbles. 





A flower made of many U's. U




A flower made of little spirals. 



A flower made of rectangles. 




A flower made of little dots. \bullet



A flower made of anything you wish!

One Thumb Tall

Suddenly you have turned into a tiny person as big as your thumb. Everything you're wearing has shrunk, too. Pretend you are that person as you do this activity. The world looks pretty strange, doesn't it? Good luck.



1. You are wearing glasses. Draw them the size they would be.

2. How big is that hat you're wearing? Draw it.

3. How big is one of your fingernails? Draw it.

4. Think of three things that you could carry easily.

5. Think of three things you could carry but which would seem heavy.

6. List three places in this room where a normal person could not hide, but where you could.

7. Think of one thing that wouldn't scare a normal person, but would scare someone one thumb tall.

WEEK 7

DAY 1-THE SECRET WORD

The process of elimination is at work here as children find a secret word by crossing out words that fit specific categories.

Answers: Things you walk on (5)-floor, sidewalk, lawn, rug, sand. Things you wear (9)-swimsuit, sweater, coat, gloves, belt, socks, pajamas, hat, shirt. The secret word is "face."

DAY 2-LETTER FUN - E

Students must draw lines between words starting with the letter "E" and accompanying drawings. This requires creative thinking and careful analysis.

Answers starting with top right drawing and going clockwise: elephant, earrings, eat, edge, eyelashes, eagle.

DAY 3-ADD ONE WORD

Students will read two words and consider how they are alike. After that, they must come up with their own word which fits the category.

Possible answers: 1-sleet, 2-sister, 3-August, 4-jump, 5-peanut, 6-leaf, 7-Paul, 8-sing, 9-bowl, 10-lips, 11-cake, 12-seven.

DAY 4-MAKING FLOWERS

Have your students ever had the opportunity to draw a flower made out of little triangles or a flower made out of little dots? Probably not!

DAY 5-ONE THUMB TALL

Students are sure to find this one fun. If you have time, you may want to start an all-class discussion about some of these.